



Kapema





- An international trading company



Kapema was founded in 2004 and is a competent and reliable supplier of machinery for sheet metal working. Besides buying and selling new and used equipment, we offer all kinds of services and automation of both new and existing machines.

The industry's widest range of products, including storekeeping of both machines and spare parts, as well as a unique service organization Kapema is an attractive partner within all areas of the sheet metal working industry.

Today we are one of the leading companies within sales and service of machinery for metallurgy. With a constant focus on

development, close relationships and innovation, we have been able to maintain a market leading position. Our exhibition facilities in Thisted are always open for demonstrations of any kind of machinery for sheet metal working as well as cutting.

We offer the market's most complete setup and deliver turnkey solutions such as:

- Uncovering the client's needs
- Supplying and installing machines
- Conducting machine courses
- Servicing the machine fleet





Manual folding machines
Kapema
Page 4-6



Manual & motorised plate bending machines
Kapema + Akyapak
Page 7 - 15



Swaging machines
Akyapak
Page 16



Sheet shears
Kapema
Page 17



Motorised shears
Kapema
Page 18



Iron workers & notching machines
Kapema
Page 19-20



Motorised & hydraulic profile bending machines
Akyapak
Page 21-22



Hydraulic workshop presses
Kapema
Page 23-24



Belt grinding machines
Kapema
Page 25



Band saws
Kapema
Page 26



Drilling machines - Radial -
drilling-/milling machines
Kapema
Page 27-29



Milling machines
Kapema
Page 30-35



Lathes
Kapema
Page 36-40

Check out our selection of used machines: www.kapema.dk

Kapema shall not be liable for any printing errors and errors in technical specifications in this catalogue

Manual folding machine type KFL

Best Price



KFL 20-10



KFL 10-15

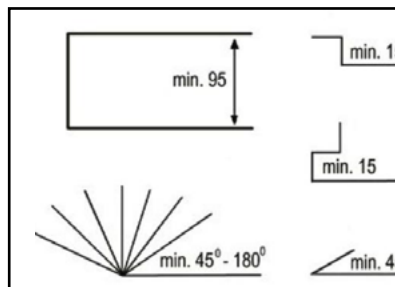
Folding machines type KFL are easy to operate, light, manual machines particularly suited for folding thin sheet metals.

Type KFL are machines which are suited for straight folding operations, and because of their low clamping beams, are ideal for channel sections, and z-profiles.

Easy to demount the underframe for transportation or bench mounting.

Type KFL are offered with a low clamping bar at 45°, with a sharp nose blade.

Optional:
- Sharpnose blade 45°



Adjustment

Art. no	Type	Working length	Sheet thickness	Clamping bar lift	Folding angle	Length	Width	Height	Weight
		mm	mm	mm	°	mm	mm	mm	kg
10625	KFL 1015	1050	1,5	40	135°	1260	510	1000	89
10660	KFL 2010	2020	1	42	135°	2320	630	1100	325

Manual folding machine type KF

Best
Price



KFL 20-20

The folding machines type KF is a complete series of well-dimensioned machines with foot-operated clamping system. Type KF 20 and 25 are with hand-operated clamping system.

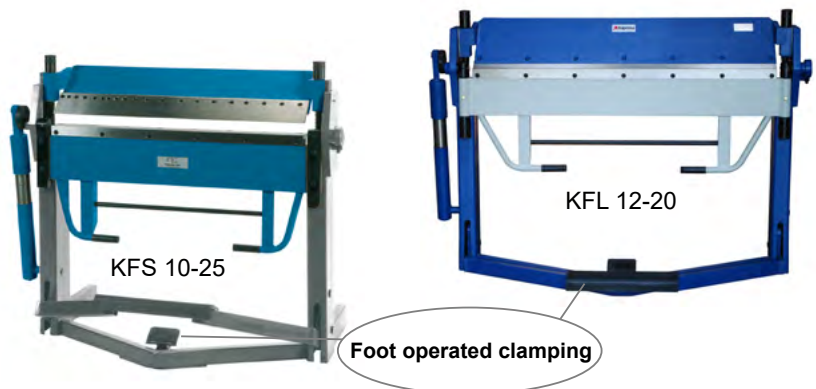
All models have counter-balanced folding beams, clearances in the clamp-, bed- and folding beams and angle stop as standard.

Type KFL = low 45° clamping beam with a normal straight sharpnose blade.

Type KFS = low 45° clamping beam with a segment-divided clamping beam for box & pan folding.

Optional:

- Backgauge



KFS 10-25

KFL 12-20

Foot operated clamping

Art. No	Type	Working length	Sheet thickness	Clamping bar lift	Folding angle	Length	Width	Height	Weight
		mm	mm	mm	°	mm	mm	mm	kg
10858	KFL 10-25	1020	2,5	46	150°/135°	1350	860	1170	275
10863	KFL 12-20	1270	2	46	150°/135°	1600	900	1175	325
10841	KFL 20-20	2020	2	122	150°/135°	2567	560	1265	1020
10860	KFS 10-25	1020	2,5	47	135°	1350	860	1170	290
10865	KFS 12-20	1270	2	47	135°	1600	900	1175	340
10846	KFS 20-20	2020	2	122	135°	2567	560	1265	1020

Manual folding machine type KF3S

Best
Price



KF3S 10-25



The **KF3S MULTIFLEX** models are a range of well-dimensioned folding machines with foot operated clamping system. All models have counter-balanced folding beams to provide an easy and fast operation of the machine within the full capacity range.

The **MULTIFLEX** models are with segment-divided clamp-, bed- and fold beams for folding material in inverse directions and for making special profiles. The segments can be adjusted from 25 mm width up till the full length with 5 mm increments.

Standard with right / left foot segments for special double internal foldings and angle stop. Prepared for easy mounting of back-gauge.

Optional:

- Backgauge

Art. No	Type	Working length	Sheet thickness	Clamping bar lift	Folding angle	Length	Width	Height	Weight
		mm	mm	mm	°	mm	mm	mm	kg
10880	KF3S 1020	1020	2	47	150° / 100°	1350	860	1250	370
10885	KF3S 1220	1270	2	47	150° / 100°	1600	900	1250	430

Bending roller type KTTA

Best
Price



KTTA 10/10

KTTA bending rollers are solid, manual machines, standard with base and gearing. Ideal for materials with a sheet thickness up to 1,5 mm.

All bending rollers type TTA are with asymmetrical positioning of the rolls. Standard with all rolls crowned to ensure uniform bending and with 4 grooves for rolling of wire profiles. The bending roll can be set diagonal for conical operations.

Art. No.	Type	Working length	Sheet thickness	Roller \varnothing	Length	Width	Height	Weight
		mm	mm	mm	mm	mm	mm	kg
14522	KTTA 10/10	1050	1,0	50/55	1450	550	980	170
14527	KTTA 10/15	1050	1,5	60/65	1450	550	980	185
14532	KTTA 12/12	1250	1,2	60/65	1690	550	980	205

Plate bending machines type AZ, A, A-M & AS

Best
Quality



Plate bending machines type AZ, A, A-M & AS are modern and robust 3-roll machines for plate- and cone bending up to 3 mm sheet thickness. Body is made of cast iron. Type AZ, A & AS are manually operated, type A-M is motorised.

Asymmetrical positioning of the rolls, which enables pre-bending of the workpiece, and with all rolls crowned to ensure uniform bending. Type A-M is equipped with separate moving control panel with foot pedal.

Back- and lower roll easily adjustable. Standard with 3 grooves for rolling of wire profiles.

Optional with hardened rolls and DRO, and motorised adjustment of the back roll on the motorised machines.

Art. no.	Type	Working length	Sheet thickness	Roll Ø	Length	Width	Height	Weight	Motor
		mm	mm	mm	mm	mm	mm	kg	kW
13450	AZ 46-10/0,8	1050	0,8	45	1300	700	1100	225	-
13451	A 56-10/1,0	1050	1	56	1300	700	1100	240	-
13452	A-M 56-10/1,0	1050	1	56	1300	700	1100	290	1,1
13455	AS 70-10/1,5	1050	1,5	70	1700	700	1100	300	-
13456	AS 90-10/3,0	1050	3	90	1750	800	1350	425	-
13457	AS 75-12/1,5	1250	1,5	75	2000	800	1100	330	-
13458	AS 90-12/2,5	1250	2,5	90	1950	900	1130	450	-
13459	AS 70-15/1,0	1550	1	70	2000	700	1100	350	-
13460	AS 90-15/2,2	1550	2,2	90	2200	850	1130	550	-
13461	AS 95-20/1,5	2050	1,5	95	3030	850	1130	610	-

Plate bending machine type AS-M

Best
Quality

Made in
EU
★ ★ ★



Swiveling
top roll

AS-M plate bending machines are modern and robust 3-roll machines for plate- and cone bending up to 5 mm sheet thickness. Body is made of cast iron.

The motorised plate bending machines are equipped with separate moving control panels with foot pedal. Asymmetrical positioning of the rolls, which enables pre-bending of the workpiece, and with all rolls crowned to ensure uniform bending. Top roll can be swiveled out.

Back- and lower roll easily adjustable. Standard with 3 grooves for rolling of wire profiles.

Optional with hardened rolls and DRO, and motorised back roll adjustment.

Art. no.	Type	Working length	Sheet thickness	Roll Ø	Length	Width	Height	Weight	Motor
		mm	mm	mm	mm	mm	mm	kg	kW
13465	AS-M 70-10/1,5	1050	1,5	70	1700	700	1100	320	1,1
13466	AS-M 90-10/3,0	1050	3	90	1750	800	1130	475	1,1
13467	AS-M 75-12/1,5	1250	1,5	75	2000	800	1100	460	1,1
13468	AS-M 90-12/2,5	1250	2,5	90	1950	900	1130	500	1,1
13469	AS-M 70-15/1,0	1550	1	70	2000	700	1100	450	1,1
13470	AS-M 90-15/2,2	1550	2,2	90	2100	850	1130	600	1,1
13471	AS-M 95-20/1,5	2050	1,5	95	3030	850	1130	635	1,1

Plate bending machine type ASM

Best
Quality

Made in
EU
★★★



Swiveling
top roll

Type ASM are motorised 3-roll plate bending machines, ideal for sheet material up to 5 mm. Asymmetrical rolls enabling pre-bending of the workpiece. Body made of cast iron. Back- and lower roll movable up and down by hand wheel. Central rolls driven by electric motor, gearbox and gear system. All rolls are crowned to ensure uniform bending.

Equipped with separate moving control panels with foot pedal. Standard with self-brake main motor and swiveling top roll. Standard with 3 grooves for rolling of wire profiles. Cone bending device.

Optional with hardened rolls and DRO, motorised back roll adjustment and motors in variable voltage and frequency.

Art. no.	Type	Working length	Sheet thickness	Roll Ø	Length	Width	Height	Weight	Motor
		mm	mm	mm	mm	mm	mm	kg	kW
13475	ASM 110-10/4,0	1050	4	110	1820	850	1150	900	2,2
13476	ASM 130-10/5,0	1050	5	130	1820	900	1200	1220	2,2
13477	ASM 110-12/3,5	1250	3,5	110	2320	850	1150	1150	2,2
13478	ASM 120-12/4,0	1250	4	120	2020	850	1150	1100	2,2
13479	ASM 140-12/5,0	1250	5	140	2020	900	1200	1150	2,2
13480	ASM 110-15/3,0	1550	3	110	2620	850	1150	1250	2,2
13481	ASM 130-15/4,0	1550	4	130	2650	900	1200	1360	2,2
13482	ASM 110-20/2,0	2050	2	110	3150	850	1150	1350	2,2
13483	ASM 130-20/3,0	2050	3	130	3300	900	1200	1480	2,2
13484	ASM 140-20/4,0	2050	4	140	2340	900	1200	1550	2,2

Plate bending machine type ASM-S

Best
Quality

Made in
EU
★★★

ASM-S 190-25/5



Swiveling
top roll



ASM-S motorised 3-roll plate bending machines with asymmetrical rolls, enabling pre-bending of the workpiece, ideal for sheet material up to 7 mm.

Standard with motorised back roll and cone bending device. Central rolls powered with electric motor, gearbox and gear system. Separate moving control panel. ASM-S is standard with hardened rolls, and with all rolls crowned to ensure uniform bending.

Optional with DRO and motorised adjustment of lower roll. Can also be equipped with extended rolls and profile rolls, motors in variable voltage and frequency, and driven side roll.

Art. no.	Type	Working length	Sheet thickness	Roll Ø	Length	Width	Height	Weight	Motor
		mm	mm	mm	mm	mm	mm	kg	kW
13488	ASM-S 140-15/5	1600	5	140	3100	900	1060	1450	2,2
13489	ASM-S 170-15/7	1600	7	170	3300	1100	1130	2310	4
13490	ASM-S 170-20/5	2100	5	170	3800	1100	1130	2300	4
13491	ASM-S 190-20/6	2100	6	190	3800	1300	1350	3600	4
13492	ASM-S 200-20/7	2100	7	200	3800	1300	1250	3800	5,5
13493	ASM-S 140-25/3	2600	3	140	4300	900	1130	2100	2,2
13494	ASM-S 170-25/4	2600	4	170	4300	1100	1130	2750	4
13495	ASM-S 190-25/5	2600	5	190	4300	1300	1200	3600	4
13496	ASM-S 200-25/6	2600	6	200	4300	1300	1250	4400	5,5
13497	ASM-S 170-30/3	3100	3	170	4800	1100	1130	3200	4
13498	ASM-S 190-30/4	3100	4	190	4800	1300	1360	4600	4
13499	ASM-S 200-30/5	3100	5	200	4800	1300	1270	4800	5,5

Hydr. plate bending machine type AHK

Best
Quality

Made in
EU
★ ★ ★



AHK 25-10



AHK plate bending machines are hydraulic 3-roll machines with fully welded steel frame (St-52) and asymmetrical rolls enabling pre-bending of the workpiece. Ideal for sheet material up to 45 mm.

AHK is standard with conical bending device and hardened rolls, and all rolls are crowned to ensure uniform bending. Digital display for both side rolls. Mobile control panel. Drop end opened and closed hydraulically and controlled from control panel. When the drop end is opened, upper roll tilts up automatically. Two bending speeds.

All rolls are mounted in spherical roller bearing. Cone opening and closing controlled via control panel.

All 3 rolls are independently driven by hydraulic motors and gearboxes on the machines whose top roll diameter is 230 mm or larger. As for the machines with a smaller top roll diameter than 230 mm, the top roll is driven by gearbox and lateral rolls are driven by hydraulic motors independently.



Optional equipment:

- Infinitely variable speed of rotation
- Side and central supports for big sheet metal diam.
- Material feeding table with various features
- Interchangeable top roll for tighter diameters
- Oil cooling system
- Motors in variable voltage and frequency



Hydr. plate bending machine type AHK

Best
Quality

Art. no.	Type	Working length	Sheet thickness	Top roll diam.	Side roll diam.	Length	Width	Height	Weight	Motor
		mm	mm	mmØ	mmØ	mm	mm	mm	kg	kW
13503	AHK 12/04	1250	6	120	110	2900	1010	955	1000	2,2
13504	AHK 15/04	1550	6	140	130	3500	1010	868	1100	2,2
13505	AHK 15/06	1550	8	160	180	3500	1070	1160	1200	2,2
13506	AHK 20/04	2100	6	160	180	3950	1080	1160	2100	2,2
13507	AHK 20/06	2100	8	190	180	3950	1080	1160	2950	3
13508	AHK 20/08	2100	10	210	190	3950	1080	1160	3950	7,5
13509	AHK 20/10	2100	13	230	210	4030	1370	1275	4400	7,5
13510	AHK 20/13	2100	16	270	250	4180	1440	1385	5250	11
13511	AHK 20/16	2100	20	300	270	4445	1620	1630	6920	15
13512	AHK 20/20	2100	25	330	300	4225	1810	1825	8550	15
13513	AHK 20/25	2100	30	360	330	4500	1900	2000	9400	19
13514	AHK 20/30	2100	35	390	360	4900	1950	2200	17000	22
13515	AHK 25/04	2600	6	190	170	4450	1080	1160	3350	3
13516	AHK 25/06	2600	8	210	190	4450	1080	1160	4200	7,5
13517	AHK 25/08	2600	10	230	210	4530	1370	1275	4600	7,5
13518	AHK 25/10	2600	13	270	250	4680	1440	1385	5700	11
13519	AHK 25/13	2600	16	300	270	5000	1650	1650	7650	11
13520	AHK 25/16	2600	20	330	300	5000	1850	1850	9500	15
13521	AHK 25/20	2600	25	360	330	4900	1850	1850	11900	18,5
13522	AHK 25/25	2600	30	390	360	5400	2150	2000	14200	22
13523	AHK 25/30	2600	35	430	390	6000	2200	2200	16700	30
13524	AHK 30/04	3100	6	210	190	5000	1100	1200	4350	7,5
13525	AHK 30/06	3100	8	230	210	5100	1400	1300	5150	7,5
13526	AHK 30/08	3100	10	270	250	5200	1500	1400	7000	11
13527	AHK 30/10	3100	13	300	270	5500	1700	1700	8470	11
13528	AHK 30/13	3100	16	330	300	5300	1900	1900	10580	15
13529	AHK 30/16	3100	20	360	330	5400	1900	1900	13200	15
13530	AHK 30/20	3100	25	390	360	5900	2200	2000	17000	18,5
13531	AHK 30/28	3100	35	430	390	6000	2200	2200	20300	22
13532	AHK 30/32	3100	40	460	420	6200	2200	2450	29000	30
13533	AHK 30/35	3100	45	510	460	6300	2500	2800	31000	45
13534	AHK 40/04	4100	6	270	250	6200	1500	1400	8000	7,5
13535	AHK 40/06	4100	8	300	270	6500	1700	1700	9000	7,5
13536	AHK 40/08	4100	10	330	300	6300	1900	1900	12600	11
13537	AHK 40/10	4100	13	360	330	6400	1900	1900	14500	11
13538	AHK 40/13	4100	16	390	360	7000	2150	2000	18750	15
13539	AHK 40/16	4100	20	430	390	7000	2200	2200	23000	18,5
13540	AHK 40/20	4100	25	460	420	7200	2200	2500	31000	22

Hydr. plate bending machine type AHS

Best
Quality

Made in
EU
★★★



AHS 30/40

AHS plate bending machines are hydraulic 4-roll machines with fully welded steel frame (St-52). Since the swing guides are designed according to the lever arm principle, the machine provides more power to bend the material, pre-bending becomes perfect and flat ends decrease to minimum level. Drop end opens and then top roll tilts up sequentially to remove the finished part with ease.

All rolls are hardened, and crowned to ensure uniform bending. All rolls are mounted in spherical roller bearing. Cone bending device. Cone opening and closing controlled via control panel. Digital display for both side rolls. Mobile control panel. Two bending speeds. Central rolls - upper and lower rolls - driven by hydraulic motor and planetary gearbox. Electro-Hydraulic calibration.

Optional with NC or CNC control.

Optional equipment:

- Infinitely variable speed of rotation
- Side and central supports for big sheet metal diam.
- Material feeding table with various features
- CNC graphic control system
- NC Teach-in control system
- Interchangeable top roll for tighter diameters
- Oil cooling system
- Motors in variable voltage and frequency



Art. no.	Type	Working length	Sheet thickness	Top Roll	Lower Roll	Side Roll	Length	Width	Height	Weight	Motor
		mm	mm	mmØ	mmØ	mmØ	mm	mm	mm	kg	kW
13543	AHS 12/04	1250	6	120	120	110	3700	1300	1280	2000	2,2
13544	AHS 15/04	1550	6	140	140	120	3700	1300	1280	2000	2,2
13545	AHS 15/06	1550	8	190	170	150	3650	1140	1040	2020	3
13546	AHS 20/04	2100	6	160	140	120	4140	1140	1040	2350	2,2
13547	AHS 20/06	2100	8	190	170	150	4040	1380	1255	3450	3
13548	AHS 20/08	2100	10	210	190	170	4140	1390	1300	4400	7,5
13549	AHS 20/10	2100	13	230	210	190	4140	1390	1300	4750	7,5
13550	AHS 20/13	2100	16	270	250	210	4525	1520	1440	5850	11

Hydr. plate bending machine type AHS

Best
Quality

Art. no.	Type	Working length	Sheet thickness	Top Roll	Lower Roll	Side Roll	Length	Width	Height	Weight	Motor
		mm	mm	mmØ	mmØ	mmØ	mm	mm	mm	kg	kW
13551	AHS 20/16	2100	20	300	270	210	4535	1730	1490	7000	15
13552	AHS 20/20	2100	25	330	300	240	4585	1840	1610	9120	15
13553	AHS 20/25	2100	30	360	330	250	4610	1920	2020	11750	18,5
13554	AHS 20/30	2100	35	390	360	300	5060	2200	2180	17200	22
13555	AHS 20/35	2100	40	430	390	330	5300	2300	2585	24750	30
13556	AHS 20/40	2100	50	460	420	360	5470	2300	2585	25000	37
13557	AHS 20/50	2100	60	510	460	390	5680	3000	2905	35000	45
13558	AHS 20/60	2100	70	540	510	440	6200	3000	3000	40000	55
13559	AHS 25/04	2600	6	190	170	150	4545	1380	1255	3600	3
13560	AHS 25/06	2600	8	210	190	170	4640	1390	1300	4800	7,5
13561	AHS 25/08	2600	10	230	210	190	4640	1390	1300	5340	7,5
13562	AHS 25/10	2600	13	270	250	210	5025	1520	1440	7200	11
13563	AHS 25/13	2600	16	300	270	210	5035	1730	1490	8100	11
13564	AHS 25/16	2600	20	330	300	240	5085	1840	1610	9500	15
13565	AHS 25/20	2600	25	360	330	250	5045	1900	1680	11800	18,5
13566	AHS 25/25	2600	30	390	360	300	5740	2100	1985	15800	22
13567	AHS 25/30	2600	35	430	390	330	5560	2200	2180	22300	30
13568	AHS 25/35	2600	45	460	420	360	5770	2300	2585	28500	30
13569	AHS 25/40	2600	50	510	460	390	5890	2300	3000	30700	45
13570	AHS 25/50	2600	60	510	510	440	6170	3000	3000	40000	55
13571	AHS 30/04	3100	6	210	190	170	5200	1400	1300	5400	7,5
13572	AHS 30/06	3100	8	230	210	190	5200	1400	1300	5830	7,5
13573	AHS 30/08	3100	10	270	250	210	5600	1600	1450	7750	11
13574	AHS 30/10	3100	13	300	270	210	5600	1800	1500	8800	11
13575	AHS 30/13	3100	16	330	300	240	5600	1900	1650	10600	11
13576	AHS 30/16	3100	20	360	330	250	5600	1900	1700	12080	15
13577	AHS 30/20	3100	25	390	360	300	5800	2100	2000	17100	18,5
13578	AHS 30/28	3100	35	430	390	330	6100	2200	2200	22580	22
13579	AHS 30/30	3100	35	460	410	340	6100	2300	2300	30250	22
13580	AHS 30/32	3100	40	460	420	360	6300	2300	2600	30280	30
13581	AHS 30/35	3100	45	510	460	390	6100	2300	2700	33500	30
13582	AHS 30/40	3100	50	540	510	440	6700	3000	3000	40000	55
13583	AHS 30/50	3100	50	570	520	450	6670	3000	3044	46500	75
13584	AHS 40/04	4100	6	270	250	210	6525	1520	1440	8900	7,5
13585	AHS 40/06	4100	8	300	270	210	6535	1730	1490	9930	7,5
13586	AHS 40/08	4100	10	330	300	240	6585	1840	1610	14920	7,5
13587	AHS 40/10	4100	13	360	330	250	6550	1900	1680	16000	11
13588	AHS 40/13	4100	16	390	360	300	6750	2100	1985	20100	15
13589	AHS 40/16	4100	20	430	390	330	7060	2200	2180	24200	18,5
13590	AHS 40/20	4100	25	460	420	360	7270	2300	2585	34400	22
13591	AHS 40/25	4100	30	510	460	390	7270	2500	2750	38600	30
13592	AHS 40/28	4100	35	540	510	440	7670	3000	2930	48100	37

Swaging machines type AK & AKM

Best
Quality

Made in
EU
★ ★ ★



AKM 400 H



AKM 250 H

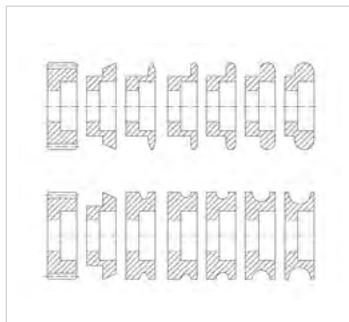


AKM 125

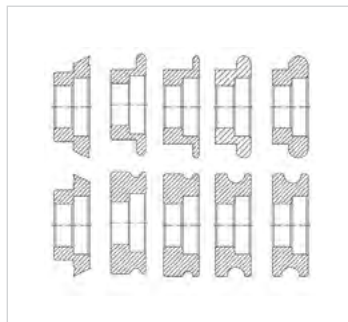


AK 80

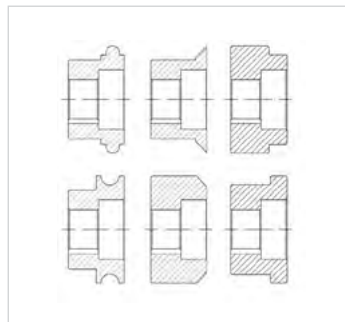
Swaging machines type AK og AKM are solid machines with a cast iron heavy duty main frame. Type AK is manually operated and AKM is motorised. AKM 250 H and AKM 400 H are hydraulic machines. AKM is standard with mobile control panel. Rolls in special steel with hardened rolls. Lower roll adjustable forward and backwards. Complete with bottom stand (AKM).



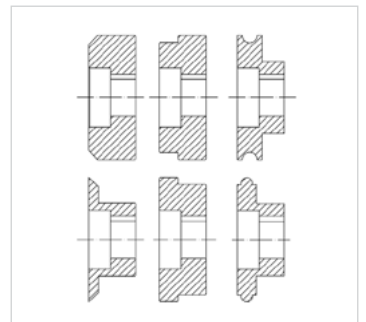
AK 80 standard rolls
7 sets of rolls



AK 125 standard rolls
5 sets of rolls



AKM 250 standard rolls
3 sets of rolls



AKM 400 standard rolls
3 sets of rolls

Art. no.	Type	Max. sheet thickness	Roll length	Center distance	Shaft diam.	Max. depth	Motor 230/400 V	Linear RPM	Weight
		mm	mm	mm	mm	mm	kW	m/min.	kg
13595	AK 80	0,8	200	53	19	220	-	-	35
13596	AK 125	1,25	250	62	26	260	-	-	50
13597	AKM 125	1,25	250	62	26	260	0,7	6,3	170
13598	AKM 250	2,5	260	92	35	500	1,5	3,5	295
13599	AKM 250 H	2,5	260	92	35	500	1,5 + 0,55	3,5	320
13600	AKM 400	4	260	132	40	500	2,2	5	350
13601	AKM 400 H	4	260	132	40	500	2,2 + 0,55	5	450

Manual shear type HS

Best
Quality

Made in
EU
★★★




Type HS hand lever shears are of a sturdy cast iron construction. The machines is with open ended clamping for unlimited cutting length. With its recessed table and pivoting sheet holder, materials can be handled easily.

The hand lever shear is developed with a special blade arc, which ensures a perfect cut with minimal deformation and without burrs on the subject. The shear is ideal for cutting in all materials. Very suitable for roofing, insulation and plumbing industry. Mechanical sheet clamping system and backgauge with mm-counter.

Art. No.	Type	Working length	Sheet thickness	Table length	Table width	Back-gauge	Length	Width	Height	Weight
		mm	mm	mm	mm	mm	mm	mm	mm	kg
12305	HS-1000C	1000	1,5	1280	600	0-580	2080	800	1200	420
12308	HS-1250C	1250	1,5	1530	600	0-580	2120	1100	1200	500

Motorised shear type SMP

Best Price



Sheet support and light guard

SMP motorised sheet shears are sturdy and well-dimensioned machines of fully-welded construction. A simple and unique chain system provides a very efficient operation with fast cutting speed and a very low noise level. Optimum shearing angle for minimum distortion. High-quality knives and rubber-coated sheet hold-down unit are standard. Lubrication- and maintenance-free bearings and guideways.

Standard

- Manual backgauge with mm-scale
- Cutting line lightning
- Cut counter
- Bench extensions 600 mm
- Bench angle stop
- Mobile 24 V foot switch
- TONVR control equipment
- 2-sides shear knives
- Rear guarding with interlock

Optional:


- Sheet support
- Special knives
- Motorised backgauge
- Light guard



Cut counter



Rear guarding



Man. backgauge w/counter

Art. No	Type	Cutting length	Sheet thickness	Cutting angle	Cutting speed	Motor	Back-gauge	Table width	Table height	L x W x H	Weight
		mm	mm	°	cuts/min	kW	mm	mm	mm	mm	Kg
13000	SMP 12/30	1275	3	2,0°	35	3	635	330/930	870	1700 x 1600 x 1200	870
13100	SMP 12/40	1250	4	2,4°	38	4	640	330/930	870	1700 x 1600 x 1200	1200
13110	SMP 20/20	2050	2	1,75°	38	3	640	330/930	870	2330 x 1600 x 1200	1520
13120	SMP 20/30	2050	3	2,0°	35	4	665	420/1020	870	2330 x 1600 x 1200	1750

Iron worker type HKM

Best
Quality

Made in
EU
★★★



HKM 60



HKM 40



Iron Worker type HKM are powerful machines built in a construction with 1 cylinder. Type HKM 40 is designed with 4 work stations and type HKM 45 & 60 with 5 work stations.

Punching station is designed to allow multiple applications. Many different types of tools are available on request. Large hemming tables with guide ways are part of the extensive standard accessories. The machines are equipped with a simple but extremely sturdy tumbler, which can be adjusted according to plate thickness. All models are equipped with central lubrication, which helps to provide minimal maintenance needs.

Data		HKM 40	HKM 45	HKM 60
Art. No.		14825	14826	14827
Punching				
Pressure	ton	40	45	60
Diameter	mm	Ø 20x15	Ø 22x15	Ø 28x15
Throat depth	mm	175	175	220
Stroke	mm	50	50	55
Stroke count 20mm		X 20	X 20	X 25
Steel bar shear				
Round / Square	mm	30 / 25	30 / 25	40 / 35
Angle shear				
90° cut	mm	80x80x8	100x100x10	120x120x12
45° cut	mm	50x6	70x6	80x8
Sheet metal shear				
Flat iron thickness	mm	200x13	200x15	200x20
Flat iron width	mm	300x6	300x12	300x15
Blade length	mm	356	316	317
Angle flange	mm	80x10	80x10	80x10
Notching				
Thickness	mm	-	8	10
Width	mm	-	35	42
Depth	mm	-	75	100
Motor	kW	3	4	4
Weight	kg	580	1180	1440

Iron worker type HKM

Best
Quality

Made in
EU
★★★



HKM 175



HKM 85

Iron Worker typeTPSH are powerful machines built in a construction with 2 cylinders. These machines are standard with large hemming tables with guideways, at the punching-shearing and notching station. All stations are equipped with a simple but extremely sturdy tumbler, which can be adjusted according to plate thickness.

All machines are standard with extensive safety equipment at all stations and with electrical back-gauge.

When used by 2 operators, the hydraulic system is activated by two shielded foot pedals.

The machines are moving precisely in very small increments, and can therefore be stopped in any position to provide a safe and accurate tool setting.

Tools for special applications are available on request. All models are equipped with central lubrication, which helps to provide minimal maintenance needs.

Tekniske data		TPSH 55	TPSH 65	TPSH 85	TPSH 115	TPSH 175
Art. No.		14830	14831	14832	14833	14834
Punching						
Pressure	ton	55	65	85	115	175
Diameter	mm	Ø 20x20	Ø 26x20	Ø 33x20	Ø 34x26	Ø 40x32
Throat depth	mm	255	305	355	355	625
Stroke	mm	60	55	80	80	80
Stroke count 20mm		X 25	X 25	X 25	X 25	X 22
Steel bar shear						
Round / Square	mm	40 / 40	45 / 45	50 / 50	55 / 50	65 / 55
Angle shear						
90° cut	mm	120x120x12	120x120x12	150x150x15	150x150x16	200x200x20
45° cut	mm	70x10	70x10	80x8	80x10	80x10
Sheet metal shear						
Flat iron thickness	mm	200x20	300x20	380x20	380x25	380x30
Flat iron width	mm	300x15	375x15	480x15	600x15	600x20
Blade length	mm	317	380	482	610	610
Angle flange	mm	80x15	100x15	120x15	120x15	120x15
Notching						
Thickness	mm	10	10	13	13	16
Width	mm	45	45	52	60	60
Depth	mm	90	90	100	100	100
Motor	kW	5,5	5,5	7,5	11	11
Weight	kg	1520	1600	2315	2920	6000

Mot. profile bending machines type APK

Best
Quality

Made in
EU
★★★



APK 35



APK 50

Profile bending machines type APK 30-50 are motorised machines in a solid steel construction. The machines are equipped with hardened and ground shafts. 1 set of universal rolls are included as standard.

Type **APK 30-35** have driven lower rolls, guide rolls, foot pedal, horizontal and vertical working, and manually movable top roll.

Type **APK 45** is equipped with 3 motorised rolls, brake motor, and hydraulic adjustment of top roll. The guide rolls are manually adjustable in one direction. Mobile control panel. Manual lubrication. Horizontal and vertical working possibility.

APK 50 lower rolls hydraulically movable up and down. Digital display for lower rolls. Mobile control panel. The guide rolls can be adjusted manually in one direction. Manual lubrication.

Optional equipment: Special rolls for tubes, profiles and angle profiles. Two speeds. Motors in variable volt and frequency. Digital display for upper roll.

Further optional equipment for APK 45-50: Special guide rolls for angle profiles. Spiral bending device. Variable speed of rotation. Digital display for hydraulic guide rolls. NC Teach-In / CNC graphic control system.

Art. No.	Type	Shaft diameter	Roll diameter	Roll speed	Motor	Length	Width	Height	Weight
		mmØ	mmØ	m/min	kW	mm	mm	mm	kg
13605	APK 30	35 / 30	137 / 132	2,1	0,75	530	670	1350	190
13606	APK 35	50 / 50	155	4,3	1,5	830	730	1500	320
13608	APK 45	50 / 40	162 / 152	3,3	1,5 + 0,75	1050	950	1450	450
13609	APK 50	50	157	2,95	1,1	1000	950	1450	500

Hydr. profile bending machines type APK

Best
Quality

Made in
EU
★ ★ ★



APK 61



APK 240 NC



APK 300 NC

The profile bending machines type **APK 61-550** are hydraulic machines in a solid steel construction (St-52) with hardened and ground shafts. Lower rolls hydraulically movable up/down. Digital display for lower rolls. Mobile control panel. 1 set of universal rolls are included as standard.

APK 61-121 Guide rolls manually adjustable in one direction. On APK 121 guide rolls are hydraulically adjustable in two directions. Manual lubrication. APK 101 and 121 can be operated both horizontally and vertically.

APK 180, 240, 280 are driven by a hydraulic motor and planetary gearbox. On APK 300 the rolls are driven by 2 separate planetary gears. On APK 550 the rolls are driven by 3 separate hydraulic motors. Variable speed on APK 180, 240 and 280, and special steel gears.

Hydraulically adjustable guide rolls, and horizontal operation on APK 101-550.

Optional equipment: Special rolls for tubes, profiles and angle profiles. Adjustable guide rolls for angle profiles. Spiral bending device. Variable speed. Hydraulically adjustable guide rolls, 2 directions (APK 81 and 101). Digital display for hydraulic guide rolls. NC Teach-In control. CNC graphic control. Special mechanic guide rolls for bending angles (APK 101). Special tooling system for bending U.I.H. profiles (APK 101-550). Minimum speed mechanism for moving lower rolls up and down (APK 180-550).

Art. No.	Type	Shaft diameter	Roll diameter	Roll speed	Max. bending mod.	Motor	Length	Width	Height	Weight
		mmØ	mmØ	m/min	cm ³	kW	mm	mm	mm	kg
13610	APK 61	60 / 60	177	6,4	-	4	1400	950	1450	970
13611	APK 81	80 / 80	245	4,2	-	5	1600	1350	1850	1490
13612	APK 101	100	315	5,4	45-80	11	1650	1500	2100	2240
13613	APK 121	120	390	4,0	70-120	15	1985	1450	2040	4720
13614	APK 180	180 / 160	460	0-7	210	15	2400	2000	1695	9250
13615	APK 240	240 / 220	550	0-7	320	30	3360	2240	2055	17500
13616	APK 280	280 / 260	660	0-7	600	37	3800	2850	2220	18500
13617	APK 300	300 / 280	740	7	700	64	4350	3350	2250	25400
13618	APK 360	360 / 360	800	7	4700	70	6580	4820	4090	48000
13619	APK 550	360 / 360	800	7	5500	99	6580	4820	4310	61500

Workshop presses type DPM

Best
Quality

Made in
EU
★★★



DPM 80



DPM 100

Workshop Presses type DPM is a series of powerful machines, made of a sturdy fully welded construction. The machines are easy to operate and equipped with easy-to-read pressure gauge. Type DPM comes standard with:


- 2 pcs. V-blocks
- Height-adjustable table
- Safety valve against overloading
- Control joystick
- Stop at any position

Art. No.	Type	Capacity	Stroke	Pressure	Motor	Length	Width	Height	Weight
		ton	mm	bar	kw	mm	mm	mm	kg
14860	DPM 30	30	200	244	3	1500	700	1800	400
14861	DPM 60	60	250	236	4	1710	700	2100	800
14862	DPM 80	80	250	255	5,5	1810	750	2100	835
14863	DPM 100	100	300	263	5,5	2050	1000	2200	1500
14865	DPM 100/15	100	300	244	5,5	2500	1000	2200	1600
14864	DPM 150	150	300	263	11	2050	1000	2270	1870
14866	DPM 150/15	150	300	244	11	2500	1000	2270	2100

Workshop presses type DK

Best
Quality

Made in
EU
★ ★ ★



DK 150

Workshop Presses type DK is a series of powerful machines made of a sturdy fully welded construction. The machines are user friendly and equipped with easy-to-read pressure gauge. Type THP is delivered standard with 2 V-blocks and height-adjustable table.

- **Piston movable horizontally**
- 2 pcs. V-blocks
- Height-adjustable table
- Safety valve against overloading
- Control joystick
- Stop at any position

Art. No.	Type	Capacity	Stroke	Pressure	Motor	Length	Width	Height	Weight
		ton	mm	bar	kw	mm	mm	mm	kg
14870	DK 100	100	300	263	5,5	2640	1000	2480	1755
14871	DK 150	150	300	244	11	2640	1000	2480	2350
14872	DK 200	200	300	283	15	2650	1000	3200	4800

Belt grinders type BGM

Best Price

Accessories for belt grinders:



Drive wheel



Contact wheel



Motor



TONVR



Grinding belts



Dust bag



Dust extractor



Eye shield

The **BGM belt grinders** are efficient and powerful machines with a full size 3 kW motor. Enclosed grinding head, adjustable top work support, eye protection and TONVR starter are all standard. Belt speed of 34 m./sec. Quick change of belt and self-adjusting belt tensioner.

BGM can be delivered with an electronic motor brake. This means a reduction of the interruption time from 11 sec. to 3 sec.

The motor brake is efficient at both service stop, emergency stop and network drop-out. The machines are furthermore equipped with separate emergency stop.

Art. nr.	Type	Motor	Belt speed	Belt dimensions	Contact wheel	Grinding surface	L x W x H	Working height	Weight
		kW	m/sek.	mm	mm	mm	mm	mm	kg
18000	BGM 75	3	34	2000 x 75	200 x 75	530	1000 x 580 x 1120	475-1240	115
18045	BGM 75 MB	3	34	2000 x 75	200 x 75	530	1000 x 580 x 1120	475-1240	115
18010	BGM 150	3	34	2000 x 150	200 x 150	530	1000 x 580 x 1120	475-1240	135
18060	BGM 150 MB	3	34	2000 x 150	200 x 150	530	1000 x 580 x 1120	475-1240	135

Bandsaw type BS G

Best
Price



BS 280G



BS 315GH

Bandsaws type BS-280 G are high-quality machines for professional use. Cast-iron construction and base with built-in coolant system. Quick-adjusting vice, side-gauge and automatic stop. 2-speed motor for optimum cutting speed. Quick-lock system and scale for arm swivelling.

Type **BS-280 G** is equipped with automatic saw frame feed by gravity with hydraulic damper adjustment of down feed speed.

BS-315 GH is a sturdy semi-automatic bandsaw for the professional user. The bandsaw is constructed with hydraulically controlled cylinder for both vice and saw frame. 2-speed motor for optimum sawing in all kinds of material. Electro-mechanical belt tensioning. Mitre cutting 0-60° to both sides. Electrical cooling pump.

Data		BS 280G	BS 315GH
Article no.		17914	17915
Capacity round 90°	mm	220	230
Capacity square 90°	mm	250 x 155	315 x 170
Capacity round 60°	mm	-	130 (R)
Capacity square 60°	mm	-	130 x 105 (R)
Capacity round 45°	mm	160	210 (R/L)
Capacity square 45°	mm	160 x 110	210 x 170 (R/L)
Capacity round 45°	mm	100	-
Capacity square 45°	mm	80 x 95	-
Speed range	RPM	40 – 80	40 - 80
Belt dimensions	mm	2450 x 27 x 0,9	2825 x 27 x 0,9
Motor, 1x230 V	kW	0,6 – 0,8	0,75 - 1,1
Weight	kg	254	380

Drilling machines type BM & ZS

Best
Price



BM 25



ZS 40H

Drilling machine BM & ZS using helical gears in steel in combination with fiber-gearwheels a very strong and noiseless transmission is obtained.

Drill head and table can rotate 360° and can be elevated up and down.

Large table of cast iron with T-slots and coolant channel. Machine base with T-slots, however not on BM 25.

The dimension of the steel column secures a high rigidity which means a minimizing of the outward curve between drill and worktable.

Standard delivered with drill chuck and chuck guard with safety switch.

ZS 40H is standard with halogen lamp and built-in coolant system.

Data		BM 25	ZS 40H
Art. No.		17000	17051
Drilling capacity	mm	25	40
Number of speeds		8	8
Speed range	rpm	105-2900	75-1600
Spindle taper		MT 3	MT 4
Aut. spindle feed		-	3
Spindle feed speed	mm/rpm	-	0,1-0,26
Spindle stroke	mm	135	120
Distance spindle / column	mm	255	297,5
Column diameter	mm	Ø 100	Ø 115
Table dimension	mm	500 x 350	500 x 460
Distance spindle / table	mm	905	715
Distance spindle / base	mm	1210	1180
Motor	kW	0,65 / 0,90	1,5
Overall height	mm	1710	1870
Weight	kg	190	335

Drilling machine type GHD

Best
Price



GHD 50A

Very rigid cast-iron construction with thick-walled column Ø180mm and large throat. MT4 machines with hardened and grounded gears and shaft for powerful and quiet operation. For drilling, countersinking, tapping and reaming.

Standard equipment:

- Electromagnetic clutch for drill feed
- Micro feed for milling
- Motor driven lifting of work table
- Digital read-out for drill speed and drill depth
- Base with built-in coolant system
- Halogen work light
- Table rotates and tilt +/- 45°
- Large table with T-slots and coolant channels
- Prepared for tapping and milling
- Automatic drill chuck and chuck guard



Data		GHD 50A
Art. No.		17355
Drilling capacity	mm	50
Tapping capacity	mm	M 24
Speeds		12
Spindle speed range	rpm	42 – 1865
number of feeds		4
Spindle feed range	mm/rpm	0,08 - 0,4
Spindle taper		MT 4
Spindle stroke	mm	180
Distance spindle / column		mm 360
Column diameter		mm Ø 170
Table size		mm 460 x 580
Distance spindle / table		mm 600
Distance spindle / base		mm 1205
Motor, spindle w. brake		kW 2,2 / 2,8
Motor, lifting table		kW 0,25
Motor, coolant system		kW 0,085
Overall height		mm 2330
Weight		kg 800

Radial drilling machine type ZB

Best
Quality



ZB 3060



Radial drilling machine type ZB is a high quality machine based on the newest drive technology for gear head drilling machines. Infinitely variable spindle speed and easy to read digital display. Independent or together hydraulic clamping of drill head and column. Central lubrication of the column. The quill features a guided counter-weight for optimum balance.

- Hardened and grounded gears and splined shaft for powerful and quiet operation.
- Digital readout of RpM
- Protecting cover with switch
- Hardened and grounded guide ways.
- Cast-iron construction to ensure low vibration and reduced noise level.
- Oil-bath lubrication in headstock.
- Hydraulic clamping.
- Motorised rise and fall of drilling arm
- Automatic feed with auto depth stop
- Built-in coolant system.

Infinitely variable spindle speed and digital read out

Data		ZB 3040	ZB 3060
Art. No.		17455	17450
Drilling capacity	mm	40	62
Tapping diameter	mm	M32	M46
Spindle to column	mm	300-1300	350-1600
Spindle to base	mm	300-1200	350-1250
Spindle taper		MT 4	MT 5
Spindle travel	mm	260	315
Speed range	rpm	54-2150	38-2000
Steps of spindle feeds		4	8
Range of spindle feed	mm/rpm	0,1-0,63	0,06-1
Motor	kW	2,2	4
Weight	kg	2300	3800

Milling machine type XQ 6226B

Best
Price



Heavy duty gearbox

Head swivel 360°


3-axis digital read-out

All 3 axes with power feed

Equipment for horizontal operation standard



Power feed



Horizontal spindle


Standard:

- All 3 axes with automatic feed
- Multiadjustable milling head
- Central lubrication
- Coolant system
- 3-axis digital read-out
- Grounded gears in oil-bath
- Dynamic balanced
- LED-light
- Service tools
- Dovetail guideways on all axes
- Hardened and ground guideways
- Spindle guard

Technical data		XQ 6226B
Art. No.		17726
X / Y / Z travel	mm	600x270x380
Table dimensions	mm	260x1120
Table load	kg	250
T-slots		3 pcs / 14x63mm
Feed speed X/Y	mm/min	(9) 24-402
Rapid feed speed	mm/min.	X axis 402
		Y axis 402
		Z axis 422
Spindle taper		ISO 40 DIN2080
Spindle speed	rpm	45-1660
Milling head		360° swivel
Spindle to table	mm	100 – 480
Motor	kW	2,2
L X W X H	mm	1660 x 1500 x 1730
Weight	kg	1480

Milling machine type ZX 6350A HS

**Best
Price**



ZX 6350A HS

Standard with high speed milling head, var. speed 70 – 3600 RPM



Horizontal spindle work with 12 speeds, 40 – 1350 RPM



Head swivel + / - 90°



Standard equipment :

- All 3 axes with power feed
- Pneumatic tool-draw clamping
- Coolant system
- 3-axis digital read-out
- Hardened and ground guideways and table
- Halogen work light
- Machine vice
- Operating tools
- 8 collets, milling chuck, horizontal arbors
- Cast iron column for heavy duty work
- Interlock guarding of table and spindle
- Spindle feed: 0,04; 0,08 and 0,15 mm / rev.
- Dovetail guideways on all axes

Standard with 3-axis digital read-out and X, Y & Z-axis with power feed

Data		ZX-6350A HS
Art. No.		17715
Drilling capacity	mm	20
Milling capacity	mm	20
Motor vertical	kW	2,2
Motor horizontal	kW	2,2
Spindle taper		ISO 40
Spindle speed vertical	rpm	Var.speed 70-3600
Spindle speed horizontal	rpm	12 speed 40-1350
Spindle stroke		120
Table size		1250x260
Table travel X-Y		750x300
Weight		1350


Milling machine type M5S-V

Best
Price

Standard with 3-axis digital read-out, pneumatic tool draw clamping and motorised X, Y and Z-axis

Standard equipment:

- Motorised clamping of X,Y and Z-axis
- Coolant system, built-in
- 3-axis digital read-out
- Feed with 3 speeds
- Central lubrication
- ISO40
- Pneumatic tool draw clamping
- Halogen work light
- Cast iron column for heavy duty
- Safety guard for table and spindle with switch



Technical data		M5S-V
Article no.		17741
Motor	kW	5
Milling head		Left/Right: 45°
Spindle taper		ISO 40
Spindle speed (60 Hz)	rpm	Low speed.: 50-3750 High speed: 420-3750
No. of feeds	mm/r	3 speeds 0.04; 0.08 & 0.14
Spindle travel	mm	127
Stroke	mm	520
Dist. betw. spindle & table	mm	50-410
Table size	mm	1370 x 305
Table travel X-Y-Z	mm	1000 - 380 - 360
Table load	kg	300
T-slot		3 pcs. / 15,88 x 65
Dimensions LxWxH	mm	1850 x 1650 x 2300
Weight		1375

Milling Machine type UW 13

**Best
Price**



Horizontal spindle and universal adjustable milling head are driven by 2 separate motors

3-axis digital readout

Motorised X, Y & Z-axis

Rapid feed X, Y & Z-axis

Rectangular guide on Y- & Z-axis

Hardened and polished guideways for top accuracy


Standard equipment:

- 3-axis digital readout with LCD-display
- Table adjustment, front of machine
- Swivel control panel
- Fully adjustable milling head
- Sturdy cast iron construction for vibration-free operation
- Large cross table with T-slots
- Rectangular guides Y-Z-axes
- Drawbar M 24
- LED machine light
- Mot. feed for X-Y-Z-axes
- Long milling arbor ISO 40/27 mm / ISO 40/40 mm
- Coolant device
- Central lubrication
- Dynamically balanced
- Tools

Technical Data		UW 13
Art. no.		17747
Table size	mm	1370 x 320
Spindle taper horizontal		ISO 40
Spindle taper vertical		ISO 40
Spindle speed horizontal	rpm	(12) 35 - 1500
Spindle speed vertical	rpm	(12) 45 - 1660
X-Y-Z travel	mm	1000 - 360 - 400
Horizontal spindle to table	mm	30 - 430
Vertical spindle to table	mm	210 - 610
Spindle to column	mm	305 - 805
Tiltable table		-45° to +45°
Max. weight workpiece	kg	300
Feed range longitudinal	mm/min	(8) 30 - 830
Feed range cross	mm/min	(8) 30 - 830
Feed range vertically	mm/min	(8) 23 - 625
Rapid feed X - Y - Z-axes	mm/min	1000 - 1000 - 750
T-slot size	mm	14
Motor horizontal / vertical	kW	3
Servo-motor	kW	1,5 (10 Nm)
Machine dimension WxDxH	mm	1840 x 1830 x 2050
Weight	kg	1540

Milling machine type X 6436

Best
Price



Standard with Huron type milling head and horizontal spindle

3-axis digital read-out

X, Y and Z-axis with automatic feed

Spindle speed, 60-1750 RPM

Standard equipment:

- All 3 axis with automatic feed
- Huron type milling head
- Central lubrication
- Coolant system
- 3-axis digital read-out
- Arbors, collets, reduction sleeves
- Horizontal arbors \varnothing 27 mm & \varnothing 32 mm
- Ground gears in oil-bath
- Dynamic balancing
- Safety interlock for manual / aut. feed
- Preloaded ball screws
- Spindle brake
- Halogen work light
- Service tools
- Dovetail guideways on all axes
- Hardened and ground guideways

Data		X 6436
Art. No.		17722
Table dimensions	mm	360 x 1600
Table travel X-axis	mm	1300
Table travel Y-axis	mm	320
Table travel Z-axis	mm	430
Spindle offset	mm	550
Table load	kg	350
Table feed	mm/min.	X axis 30 - 750 Y axis 20 - 500 Z axis 15 - 375
Table rapid feed	mm/min	X axis 1200 Y axis 800 Z axis 600
Motor	kW	4.0 (L) 5.5 (R)
Spindle taper		ISO 50
Spindle speed	rpm	Vertical 60-1750 Horizontal 60-1800
Huron type milling head		360° Swivel
Spindle to table	mm	175 - 565
Horizontal spindle to table	mm	20 - 410
L x W x H	mm	1980 x 2020 x 1900
Weight	kg	2750

Milling machine type VM 320C

**Best
Price**



VM 320C

Heavy Duty gearbox

Head swivel + / - 45°

3-axis digital read out

X, Y and Z-axis with automatic feed

**Spindle speed, 12 step
58-1710 RPM**


Standard equipment:

- All 3 axes with automatic feed
- Head swivels + / - 45
- Central lubrication
- Coolant system
- 3-axis digital read-out
- Grounded gears in oil-bath
- Dynamic balancing
- Safety interlock for manual / aut. feed
- Spindle brake
- Halogen work light
- Service tools
- Dovetail guideways on all axes
- Hardened and ground guideways

Data		VM 320C
Art. No.		17727
Table dimensions	mm	1320 x 320
Table rotation	mm	900 (manuel 1000)
Table travel X - Y axis	mm	300
Table travel Z – axis	mm	400
Table feed	mm/min	X-axis (8) 20-360 Y-axis (8) 20-360
Table rapid feed	mm/min	X-axis 1200 Y-axis 1200 Z-axis 650
T-slots	kW	4
Motor z-axis	kW	0,75
Motor feed	kW	0,55
Spindle taper		ISO 50
Spindle speed	rpm	12 / 58-1710
Milling head		45° Swivel
Spindle to table	mm	45 – 445
Table load	kg	300
L X W X H	mm	2220 x 1810 x 1880
Weight	kg	2300

Lathe type GH 1340B

Best
Price



Type GH-1340B precision lathe with hardened and ground bedways and gears.

With Camlock spindle nose for quick change of chucks, foot brake and halogen work lamp. Jog button switch for easy spindle speed selection. Gap bed allows larger diameter work. Gear runs in oil bath.

Practical central location of controls.

Standard with digital read-out and quick-change tool post!


Standard equipment:

- Digital read-out, 2-axis
- Quick change tool post
- Foot brake
- Coolant system
- Work light
- D1-4 Camlock system
- 3-jaw chuck
- 4-jaw independent chuck
- Face chuck
- Steady and follow rest
- Splatter guard
- Hardened and ground "V" beds
- Chuck guard

Data		GH 1340B
Art. No.		17817
Distance btw. centers	mm	1000
Width of bed	mm	180
Center height	mm	165
Swing over cross slide	mm	180
Swing over gap	mm	470
Swing over bed	mm	330
Spindle bore	mm	38
Tailstock taper		MT 3
Longitudinal feed	mm	(40) 0,053 – 1,291
Cross feed	mm	(40) 0,011 – 0,276
Speed range	rpm	(65) 65 - 1810
Metric thread	mm	(32) 0,4 - 7
Inch thread	TPI	(45) 4 - 60
Motor	kW	1,5
Dimensions L x W x H	mm	1870 x 660 x 1630
Weight	kg	570

Lathe type GH 1440B

Best
Price



Type GH 1440B precision lathe with hardened and grounded bedways and gears. With Camlock spindle nose for quick change of chucks, foot brake and halogen work lamp. Jog button switch for easy spindle speed selection. Gap bed allows larger diameter work. Gear runs in oil bath. Practical central location of controls.

Standard with digital read-out and quick-change tool post!

Standard equipment:

- Digital read-out, 2-axis
- 200mm / D5 3-Jaw chuck
- Independent 4-Jaw chuck
- Quick change tool post
- Foot brake
- Coolant system
- Work light
- D1-5 Camlock system
- Face plate 250mm
- Steady and follow rest
- Splash guard
- Hardened and ground "V" beds
- Chuck guard
- Morse taper drill sleeve

Data		GH 1440B
Art. No.		17822
Distance btw. centers	mm	1000
Width of bed	mm	187
Center height	mm	178
Swing over cross slide	mm	224
Swing over gap	mm	476
Swing over bed	mm	356
Spindle bore	mm	Ø 51
Tailstock taper		MT 4
Longitudinal feed	mm	0,078 – 1,044
Cross feed	mm	0,022 – 0,298
Speed range	rpm	70 – 2000
Metric thread	mm	0,45 -10,0
Inch thread	TPI	2,25 - 40
Motor	kW	1,5 / 2,2
Dimensions L x W x H	mm	1940 x 760 x 1520
Weight	kg	600

Lathe type GH 1640A

Best
Price



Type GH-1640A precision lathe with hardened and grounded bedways and gears. With Camlock spindle nose for quick change of chucks, foot brake and halogen work lamp. Cast-iron stand. Jog button switch for easy spindle speed selection. Gap bed allows larger diameter work. Gear runs in oil bath. Practical central location of controls.

Standard with digital read-out and quick change tool post!


Standard equipment:

- Digital read-out, 2-axis
- Quick change tool post
- Foot brake
- Coolant system
- Work light
- D1- 6 Camlock system
- 3-jaw chuck
- 4-jaw independant chuck
- Face chuck
- Steady and follow rest
- Splash guard
- Hardened and ground "V" beds
- Chuck guard

Data		GH-1640A
Art. No.		17825
Distance btw. centers	mm	1000
Width of bed	mm	250
Center height	mm	205
Swing over cross slide	mm	220
Swing over gap	mm	640
Spindle bore	mm	52
Spindle taper		MT 6
Tailstock taper		MT 4
Spindle speed	rpm	(16) 45 - 1800
Metric thread	mm	(39) 0,2 – 14
Inch thread	TPI	(45) 2 - 72
Motor	kW	3 / 4,5
Weight	kg	1550

Lathe type GH 1860

Best
Price



Type GH-1860 precision lathe with hardened and ground bedways and gears. With Camlock spindle nose for quick change of chucks, foot brake and halogen work lamp. Cast-iron stand. Jog button switch for easy spindle speed selection. Gap bed allows larger diameter work. Gear runs in oil bath. Practical central location of controls.

Standard with digital read-out and quick change tool post!


Standard equipment:

- Digital read-out, 2-axis
- Quick change tool post
- Foot brake
- Coolant system
- Work light
- D1- 8 Camlock system
- 3-jaw chuck
- 4-jaw independent chuck
- Face chuck
- Steady and follow rest
- Splash guard
- Hardened and ground "V" beds
- Chuck guard

Data		GH-1860
Art. No.		17830
Distance btw. centers	mm	1500
Width of bed	mm	340
Center height	mm	230
Swing over cross slide	mm	274
Swing over gap	mm	690
Spindle bore	mm	80
Spindle taper		MT 6
Tailstock taper		MT 4
Spindle speed	rpm	(12) 40 - 1600
Metric thread	mm	(41) 0,1 - 14
Inch thread	TPI	(60) 2 - 112
Motor	kW	7,5
Weight	kg	2830

Lathe type GH 660

Best
Price



Type GH 660 precision lathe with hardened and ground bedways and gears. With Camlock spindle nose for quick change of chucks, foot brake and halogen work lamp. Cast-iron stand. Jog button switch for easy spindle speed selection. Gap bed allows larger diameter work. Gear runs in oil bath. Practical central location of controls.



Standard with digital read-out and quick change tool post 40 positions.

Standard:

- Digital read-out, 2 axis
- Quick change tool post, 40 pos.
- Foot brake
- Coolant system
- Work light
- D 1-8 Camlock system
- 3-jaw chuck Ø 325 mm
- 4-jaw chuck Ø 400 mm
- Face chuck Ø 630 mm
- Steady rest 6-125 mm
- Follow rest 6-100 mm
- Splash guard
- Hardened and ground "V" beds
- Chuck guard

Data		GH-660
Art. No.		17840
Center height	mm	330
Swing over cross slide	mm	420
Swing over gap	mm	870
Distance btw. centers	mm	2000
Width of bed	mm	405
Spindle bore	mm	Ø105
Spindle speed	rpm	(12) 36-1600
Spindle taper		MT 1:20
Tailstock taper		MT 5
Metric thread	mm	(22) 1-14
Inch thread	TPI	(25) 2-28
Motor	kW	10
Weight	kg	3870



Kristian Mortensen
Managing Director
Tel.: +45 9618 8705
Mobile: +45 2448 8215
E-Mail: ksm@kapema.dk



Mogens Sørensen
Sales
Tel.: +45 9618 8700
Mobile: +45 4024 1518
E-Mail: ms@kapema.dk



Gert Thomsen
Sales
Tel.: +45 9618 8700
Mobile: +45 3030 3820
E-Mail: gt@kapema.dk



Ernst Sørensen
Sales
Tel.: +45 9618 8700
Mobile: +45 8177 8488
E-mail: es@kapema.dk



Jette Holm
Controller
Tel.: +45 9618 8704
E-Mail: jh@kapema.dk



Søs Nielsen
Marketing
Tel.: +45 9618 8702
E-Mail: sl@kapema.dk



Niels Mogensen
Service Manager
Tel.: +45 9618 8706
Mobile: +45 8177 7484
e-mail: nm@kapema.dk



Jan Danielsen
Service Technician
Tel: +45 9618 8700
e-mail: jd@kapema.dk



Torben Andersen
Technician
Tel.: +45 9618 8700



Peter Mortensen
Board Manager
Tel.: +45 9618 8700
Mobile: +45 4038 1890
E-mail: pm@kapema.dk



Kapema A/S · Vilhelmsborgvej 16A · DK-7700 Thisted
Tel: +45 9618 8700 · Email: info@kapema.dk · www.kapema.dk